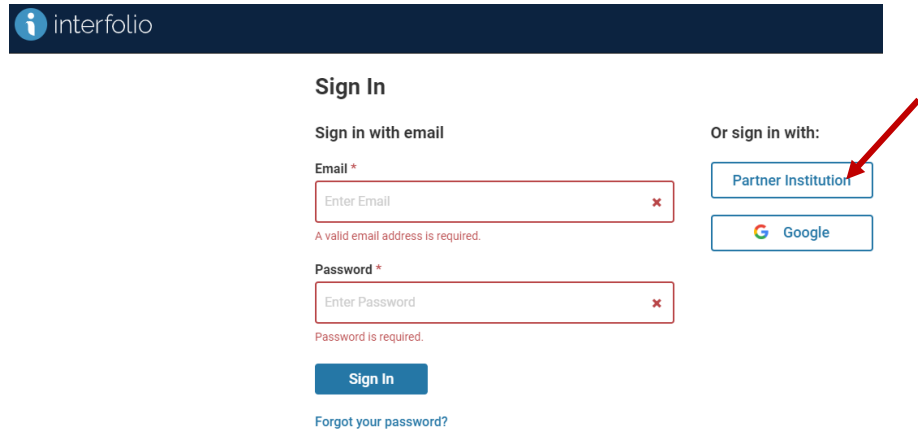


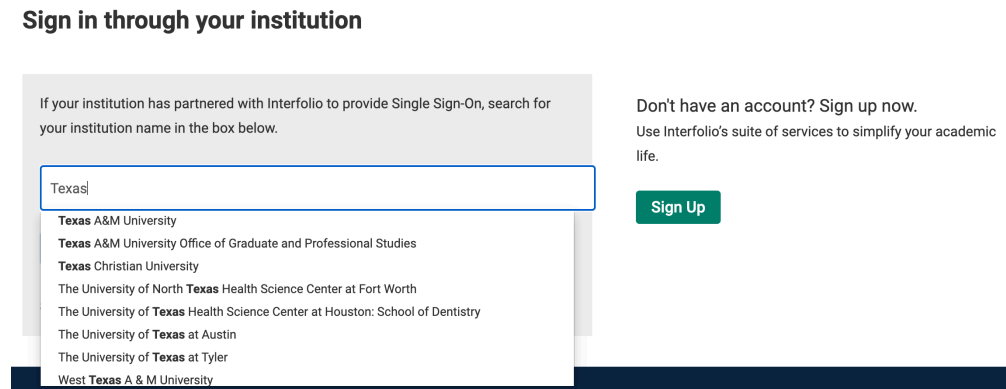
How to log into Interfolio

1. At any time you can go to: <http://account.interfolio.com>



The screenshot shows the Interfolio sign-in page. At the top left is the Interfolio logo. Below it, the heading "Sign In" is followed by "Sign in with email". There are two input fields: "Email *" and "Password *", both with "x" icons and error messages: "A valid email address is required." and "Password is required." respectively. Below these is a blue "Sign In" button and a link "Forgot your password?". To the right, under "Or sign in with:", there are two buttons: "Partner Institution" (highlighted with a red arrow) and "Google".

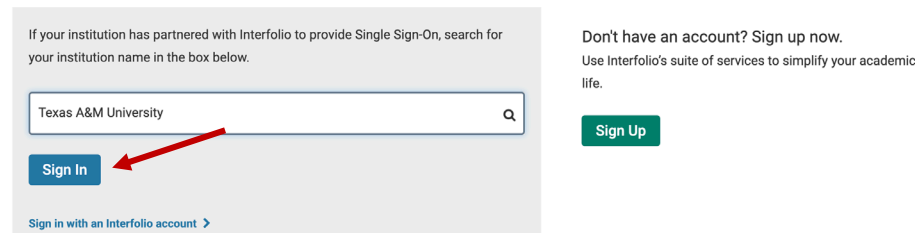
2. Click **“Partner Institution”** and search for Texas A&M University



The screenshot shows the "Sign in through your institution" page. It features a search box with "Texas" entered. Below the search box is a list of institutions: "Texas A&M University", "Texas A&M University Office of Graduate and Professional Studies", "Texas Christian University", "The University of North Texas Health Science Center at Fort Worth", "The University of Texas Health Science Center at Houston: School of Dentistry", "The University of Texas at Austin", "The University of Texas at Tyler", and "West Texas A & M University". To the right of the search box is a "Sign Up" button and text: "Don't have an account? Sign up now. Use Interfolio's suite of services to simplify your academic life."

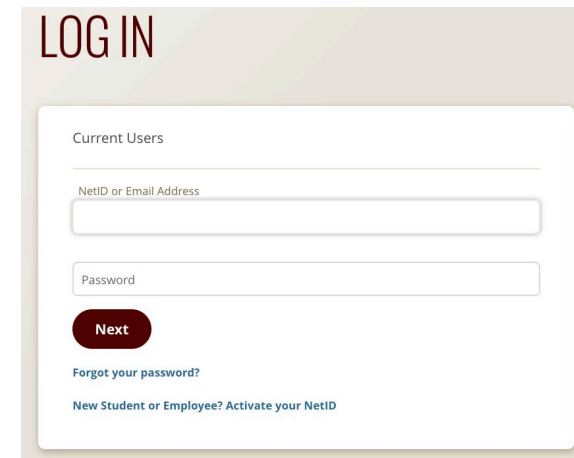
3. Once you have selected Texas A&M University, click **“Sign In”**

Sign in through your institution



This screenshot is similar to the previous one but shows "Texas A&M University" entered in the search box. A red arrow points to the "Sign In" button. The "Sign Up" button and text are also visible on the right.

4. You will be re-directed to sign in with your CAS credentials



The screenshot shows the "LOGIN" page for CAS. It has a heading "LOG IN" and a section "Current Users". There are two input fields: "NetID or Email Address" and "Password". Below these is a red "Next" button, a link "Forgot your password?", and a link "New Student or Employee? Activate your NetID".



TEXAS A&M UNIVERSITY
Dean of Faculties